



# BSCC NEWSLETTER

Volume3 Issue 2

October/November 2011

## COMMENT

Welcome back to all our existing members and the new members who have recently joined us this September.

Great to have you on board and I hope you will enjoy the season and the programme this year.

Many thanks to Tony Watts for stepping in and taking the place of Gilbert Cox, at short notice, and giving us a brilliant evenings discussion on composition.

Our thoughts are with Gilbert Cox as he under goes treatment for cancer and we wish him well.

Well by now we have been through the East Anglia Federation (EAF) 2010 Exhibition and I hope we were

inspired by the photographs shown.

I felt that the Images were of a high quality but the accompanying commentary was too long winded and spoilt the evening by dragging it on for too long.

Any further comments to committee members please!!

For new members The Club is a member of the East Anglia Federation which in turn is associated with the Photographic Association of Great Britain.

Hence the links at the bottom of our web pages to each of the above associations.

There are many interesting articles to be found on each

web site. Take a look, when you have time.

By now we have handed in our first set of Digital Images and Prints are under preparation for round one.

The scores on the doors are zero .... And I wish you all the best in this years competitions !!

### *Inside this issue:*

Comment	1
Slide Competitions	1/2/3
Photo Task	3
Loughton Open Print	4
Workshop	4/5/6
Member Profile	7
External Competitions	8/9
Anything Will Do	10/11
HDR DVD Disks	11
Fund Raising	11
Amantani Meet My World Competition	12

## SLIDE COMPETITION

At the workshop held on the evening of 28th September Tony Watts very kindly introduced the format of the slide competition to members.

His notes from this presentation have been posted to the Club Web Site via the

Programme Page. Click the link for further details.

For those members who have no internet access these notes on the next page.

I will be using a compact camera ... for the FUN!!

This is a major change in format for The Club and your support is appreciated in both taking part and on the night.

Thanks

David Woods

**BISHOPS STORTFORD  
CAMERA CLUB**

**MEETS WEEKLY ON TUESDAYS FROM SEPTEMBER TO MAY,  
7.45 FOR 8.00 P.M.  
AT::**

**HOCKERILL SPORTS & SOCIAL CLUB  
BELDAMS LANE,  
BISHOP'S STORTFORD,  
HERTFORDSHIRE  
CM23 5LG**

**WEBSITE:**

**WWW.STORTFORDCAMERA  
CLUB.ORG**

# BSCC SLIDE EVENING NOTES

## Why Take Slides?

- 1) For the fun of it!
- 2) Good discipline and practice (composition and exposure).
- 3) Makes good use of "old" and "discarded" film cameras.
- 4) Temporary escape from the electronic and digital world

## Which Film to Buy

Fuji Provia 100 or Velvia 100 (£8 or so plus processing), Sensia 100 or 200 ((£12 or so process paid); Boots 200 (£8.16 or 3 for 2 plus processing); Agfa Precisa 100 Process Paid from Discount Films Direct for £7.96 plus postage (e.g. £2.95), other online sources etc.. Slides can be processed at Photosound, Menor, Boots, Jessops etc..

## Buy your film now and take your photos by mid-January to allow time for processing!

## How to Expose for Slide Film

Important not to overexpose which will burn out the highlights (similar to digital). For ISO 100 film, the following guide can be used:

## “Sunny 16 Rule”

1 / film speed @ f/16 in bright sun

<b>ISO100 Light Conditions</b>	Seashore or Snow Scenes Under Bright Sun	Bright Sunlight	Hazy Sunlight	Cloudy Bright	Cloudy Day or Open Shade
<b>Lens Aperture</b>	f/22	f/16	f/11	f/8	f/5.6

(Exposure Time 1/100 Sec.)

## Which Camera to Use/Buy

Any 35mm film camera - your old Olympus, Pentax etc. SLR, rangefinder, or compact film camera (the latter can be bought for a few pounds from charity shops - a new battery might be as much as the camera). Fully automatic is fine.

# BSCC SLIDE EVENING NOTES

## Submission of Slides

Labelling of slides for projection: place a spot on the front of the mount at the bottom left-hand corner as the slide is viewed in the hand or in a hand-viewer.

Three slides can be submitted for the slide show per member to make sure that we have enough for a good evening.

## Procedure

Brief informal discussion of how the members found the experience of taking slides and any lessons that were learnt which will help them with their general photography.

## Running Order

Judges Preview of Slide show

Break for tea/coffee

Hand out of voting slips

Slide show repeated and a unique identification number will be called out for each slide (lights up just enough so members can note down their favourite 4 slides)

Hand in of voting slips and counting of votes to reveal winner and 3 (?) runners up (plus a "just for fun" vote?).

**This is intended to be an informal exercise and evening so you can take it seriously or just do it "for fun"!**

## PHOTO TASK (FORMALLY COLOUR TASK)

For new members the Photo Task Subjects for 2011/2012 Season are:

Agriculture

Architecture

Shadow

World in Motion

Dereliction

Antiquities

Tree Architecture

Fire

Any ideas ??? !!!

Remember that all images are Digital and MUST be taken after the date of the AGM April 2011.

One image in any of the Four Categories is required to enter.

Colour and Monochrome images can be entered.





# LOUGHTON 36TH OPEN PRINT COMPETITION

This year The Club have been invited to enter two prints into this competition.

The competition will be held on the 12th October 2011, at Loughton Camera Club.


Judge: Malcolm Tinn LRPS LBIPP.

This event is run by Loughton Camera and is now in its 36th Year.

Judges and lecturers from the previous season are invited to present/enter their work.

After much deliberation The Club Selection Team have chosen the following two images by David Woods.

Jim Jones will be representing The Club at Loughton on this occasion.



The Swan — A collage created for the Colour Task Competition 2011 and



St James The Great, Thorley, Bishop's Stortford - An HDR Image from nine exposures.

## WORKSHOP

It's the Club's intention to include a workshop article or Photo Shop tips in each Newsletter.

This month's workshop has been prepared for the Newsletter by David Woods.

Please feel free to email me any tips or articles that you want to pass on.

Available resources to us NOW are:

As we approach the seasons competitions this month we will cover mounting prints for exhibition. It is important that prints are mounted correctly.

This ensures that they look well when exhibited and marks are not lost on mounting, and no damage is caused to the print in transit, or whilst in the care of The Competition Secretary.

The following is also on The Club's Web Site.

Photographic Magazines donated by members —Great articles and tips can be found within them.

Useful internet links for the link section would be appreciated.

### 1. Mount Sizes

The size of mount must be adequate for the print being displayed.

A common size used in all Clubs is a mount size of 50cm x 40cm this is the size used by EAF.

**BUT Pre cut mounts are available in Craft Shops for A4 size prints.**

### 2. Cut Mount Board and Backing Card to Size

*"Our Club has much to offer each member singly or as a group. If we learn to share we can all grow together and benefit each other and the Club as a whole"*

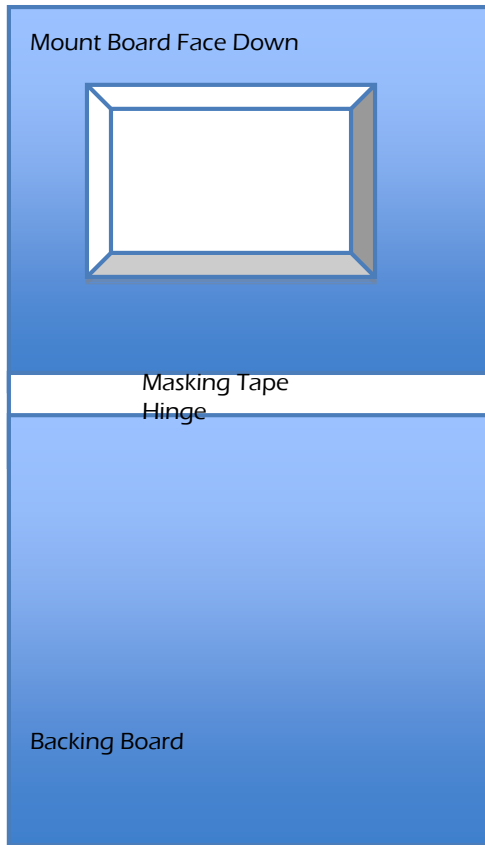
### 3. On Mount Board cut the opening for the image. **Cut this smaller than the paper/image size.**

This will enable the print to be mounted and no white to show around.

**Remember measure the printed image not the paper size**



4. Place the mount board face down with the backing sheet and tape along the top edge with masking tape to form a hinge

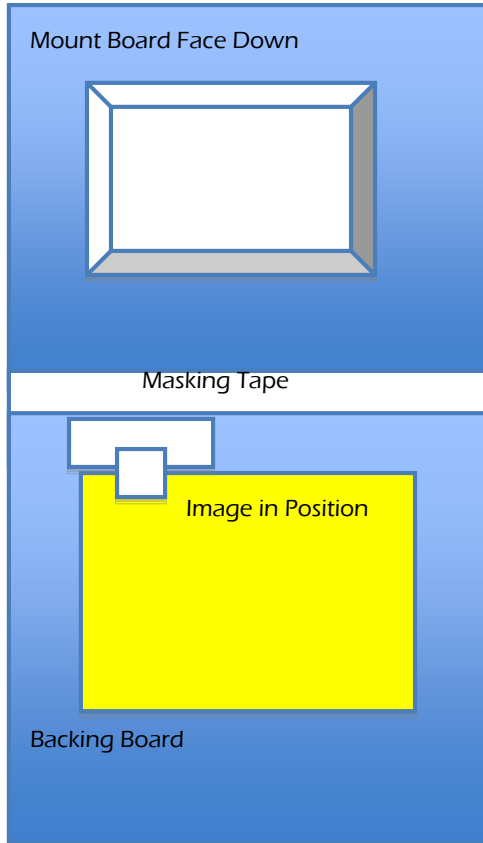


5. Place image Face Up on BACKING BOARD

6. Flip Mount Board Over and align the image.

7. Protect the Image and weight down in position

8. Lift Mount Board Up being careful not to move image and carefully tape the Image in place **Lightly** with a "T" Shape. Side one piece of tape **under** the image and then another piece **across the top**.



9. Check the alignment by folding over mount board adjust taping etc as required

10. Firm up the image with Tape as required

11. Flip over mount board and secure to backing board

12. Label Print with

1. Club Name
2. Your Name
3. Image Title
4. Mono or Colour.

## MEMBER PROFILE

This year we will be running a meet the member profile.

Emma Evans our Vice Chairman is the second profile in this new section. (Emma is on the left, her son Noah is on the right)



Well here goes:

BSCC Role: Vice Chairman

Age: 24-40

As you are about to read, I pack a lot of things into my little life but I wanted you all to know that as your Vice Chairman this year I am 100% committed to the Camera Club and am excited about helping support Jim in making the 2011/12 season at BSCC a great one.

So a little bit about me:

I was lucky enough to live and study in the most perfect place in the world; Falmouth, Cornwall. I had an amazing three years living by the sea, I met my now husband and completed a BA (Hons) in Broadcasting. Falmouth is an art college and so I lived with ceramacists, fine artists and Photographers. This is where my interest in photography first began. I bought my first film SLR and I was off! My camera went everywhere with me.

On leaving university I travelled across Canada and returned with not only a new found love of exploring but many many photographs. However with no outlet for my photography it fell by the way side for a number of years.

In the meantime I cracked on with carving out a career for myself in television. I worked mainly in Sport, I worked on Sky Sports, Match of the Day and filmed many football, cricket and rugby matches. I then moved into studio work, working my way up to becoming a Vision Mixer/Director. I worked hard, long hours, sometimes 18 hour days. My health suffered and I was very overweight.

I was only 27. I decided I needed to make a few changes, I joined Slimming World, lost 6 stone, enrolled on an evening course in photography and gave up my full time job in television!

It was the best decision I ever made.

So what do I do now? Well as most of you know I now run my own slimming world classes, helping others to lose weight like I did. Ironically in my spare time I also make and decorate cakes. I love gardening and grow my own vegetables. I love to read, sew and do anything crafty. We travel whenever we can, when we do we like to head off the beaten track. In recent years we have been to Hawaii, Egypt and returned to Canada on a number of occasions. I still love the buzz of working in television and do the occasional freelance job when asked. I am also an aspiring writer, a member of the Stortford Scribblers and am currently working on my first Comedy Drama script. However my biggest and best role is as a full time mum to my lovely Noah.

When I get time I also like to muck about taking a few photographs! My passion is portraiture and street photography.

Best Wishes to you all

Emma



## EXTERNAL COMPETITIONS

The following are details of external competitions that BSCC will be participating in this season 2011/2012. Prints and Digital Images are selected by the Club Selection Panel.

Club Members are welcome at all competitions. Tickets on the door are required for St. Ives and E.A.F Competitions. Tickets for Cambridge Digital must be ordered in advance by 3rd December 2011 via Janet Hosford.

### **EAF Exhibition Entries**

Entries for this exhibition are made by individual members but submitted via the Club.

Print entries, 4 monochrome per author and/or 4 colour per author, to be made to Janet Hosford on or before the 6th March 2012.

Digital Images entries 4 per author to Geoff Eldridge before the 3rd March 2012. These must be submitted on disc by Geoff Eldridge to the EAF.

Technical details for this competition/exhibition can be found on the [EAF Web Site](#) re Mount sizes, Digital Image Sizes and Rules.

### **External Competition Dates**

These have been arranged in date order and the number of images required for each competition is also detailed.

#### **13th October 2011 (Thursday)**

**Melbourn Cup 1st Round Letchworth V BSCC at Letchworth\_ Knock out competition.**

24 Digital Images, Maximum of 2 per author.

#### **1st November 2011 (Tuesday)**

**Battle BSCC v's Brentwood at BSCC.**

15 Prints and 15 Digital Images. Maximum of 2 per author.

#### **21 January 2012 (Saturday)**

**Cambridge Digital Competition at Whittlesford. 35 Clubs take part.**

**5 rounds on set subjects, max 2 images per author.**

**Round 1 Monochrome (Open Subject).**

**Round 2 People (Colour or Monochrome).**

**Round 3 Landscape (Colour or Monochrome).**

**Round 4 Natural History (Colour or Monochrome).**

**Round 5 Open -Any subject (Colour or Monochrome).**

## EXTERNAL COMPETITIONS

### 12th February 2012 (Sunday)

EAF Print and Digital Image Competition at Harlow.

Prints 25 prints per club. Maximum of 5 Prints per author - at LEAST 9 must be monochrome.

Digital Images 25 images per Club. Maximum of 5 Digital Images per author.

### 25th February 2012 (Saturday)

St Ives Interprint at St Ives (35 Clubs take part).

8 prints per Club. Maximum of 2 per author.

### 12 March 2012 (Monday)

Moulsham Shield Competition at Chelmsford (8 Clubs take part).

8 Digital Images per Club. Maximum of 2 per author.

### 10th May 2012 (Thursday)

Harlow Inter-club Battle at Harlow (6 Clubs take Part)

10 prints per Club Maximum of 2 per Author



## “DOES ANYTHING GO”

Tony Watts has provided the following feed back on last March’s workshop

### “Does Anything Go”

#### WHAT IS A “GOOD” PHOTOGRAPH?

In a group, carefully consider each of the following options and write down some pros and cons for each as a valid point of view

#### IS A GOOD PHOTOGRAPH:

##### *1) A photograph which wins club competitions?*

Answers:

Should be always.

Could be - depends on view of the judge and if it wins lots of competitions. A good photo doesn't always do well.

Not necessary.

If you want to win it is important:

#### Pros:

1. Raises self esteem.
2. Something to aim at.
3. Stretches you.

#### Cons:

1. Subject matter might not be of interest to you.
2. Failing to achieve new horizons.
3. Demotivation.

##### *2) A photograph which demonstrates good use of the rules and tools of photography such as having a clear subject and being well composed?*

Answers:

Depends upon subject, but rules can be broken.

Not necessarily. Sometimes breaking the rules makes good photos.

Closer - not essential.

##### *3) A photograph which is effective at doing what the photographer intended?*

Answers:

Yes but it need not follow any of the above.

Yes.

Yes.

#### Any other definitions/viewpoints?

Answers:

Every view is valid.

Makes the viewer think; involves the viewer; creates an emotional response; originality.

An emotional response.



## “DOES ANYTHING GO”

### CONCLUSION

Which, if any, viewpoint seems to be the most valid or useful?

#### Answers:

You take photos for your own reasons.

#### COMMENTS BY WORKSHOP ORGANISER:

It seems that, with various reservations and exceptions, option (3) was the most favoured by the participants i.e. that a good photograph is one which is effective at doing what the photographer intended.

This definition implies two things:

(1) (1) That the photographer knows what it is that he or she is trying to achieve with a particular photograph before taking it;

and

(1) (1) That the photographer is then able to create a photograph which successfully achieves his or her intended effect.

***i.e. do whatever you like - but do it well!***

## HDR DVD WORKSHOP DISKS—FUND RAISING

For those interested in High Dynamic Range Photography The Club has available a set of 4 DVD's from Trey Ratcliffe Aka Stuckincustoms these cost £1.00 a week to hire.

Trey is leading HDR photographer based in the USA who spends his time travelling the world and posting a daily image on his web site [www.stuckincustoms.com](http://www.stuckincustoms.com). There is a sound HDR tutorial on this site as well as some fantastic images.

If you wish to hire these DVDS please see David Woods.

## FUND RAISING NEW DIGITAL IMAGE PROJECTOR

This year The Club are trying to upgrade their digital projector to the new standard size utilised by the EAF and other clubs.

Fund Raising has started this summer and so far £118.00 pounds has been raised.

By upgrading this resource we will save our Digital Image Secretary, Geoff Eldridge, hours of work in supporting The Club.

A quiz night is planned for later this year.

Any ideas please see Emma Evans or David Woods



## AMANTANI MEET MY WORLD COMPETITION

As a point of interest we have just been advised, by Samantha Lutz, of an external competition:

### **Amantani- Meet My World Competition.**

This competition is run by the charity Amantani and a search on Google for Amantani Meet My World Competition will land you on the following page ( <http://www.amantani.org.uk/meetmy-world> ) :



This charity which is helping disadvantaged children in the Andes, is running a photography competition which is £5 to enter per image linked to the theme 'Meet My World'.

The judges include David Clarke (director of photography at The Tate), Steve Davey, David Noton, and John Beatty.

Prizes include a behind the scenes tour of the Tate photography studios, signed prints and books.

Why not give it a try.

Many Thanks to Samantha Lutz for bringing this to the Clubs attention.