

Bishops Stortford Camera Club

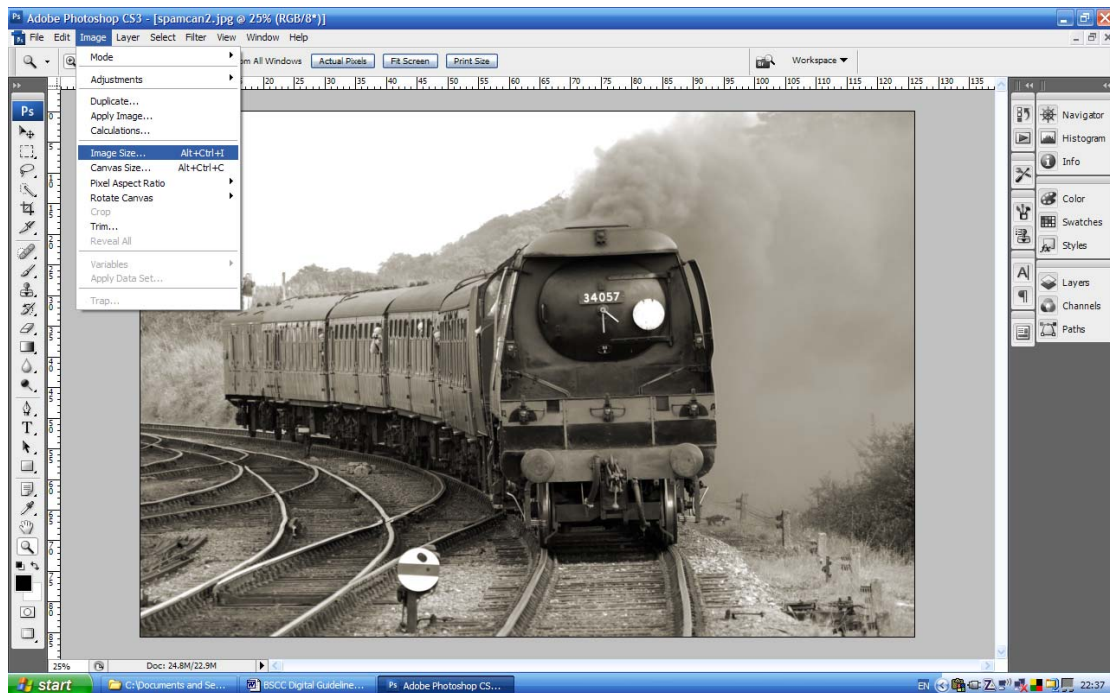
Digital Image Competitions – Guidelines

Outline of Competition

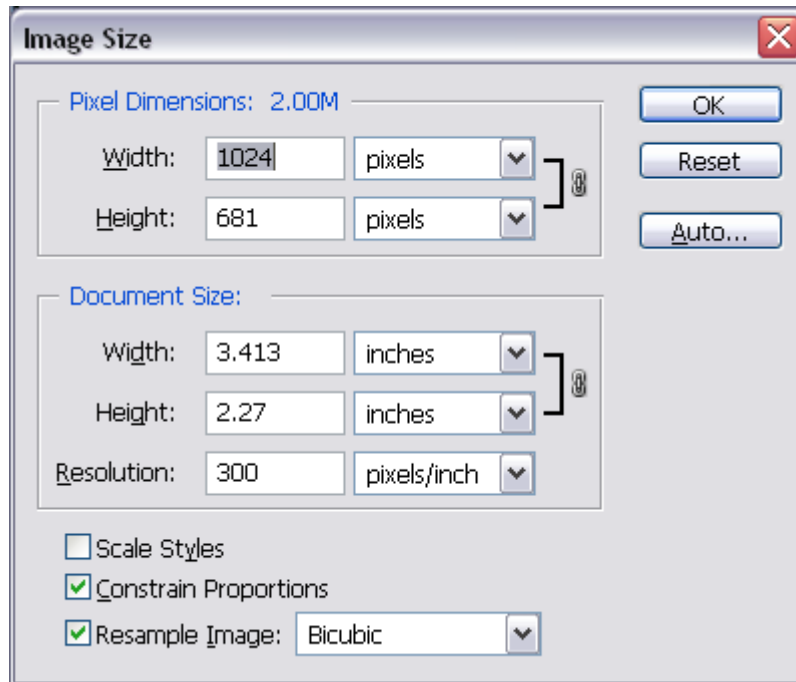
Images are displayed using a data projector which has a width : height ratio of 4:3 and a maximum resolution of 1024 by 768 pixels. This means that an image in landscape format with a width of 1024 pixels will fill the whole screen, but in portrait format can only be 768 pixels in height with a corresponding reduced width.

Preparation and Sizing of Images

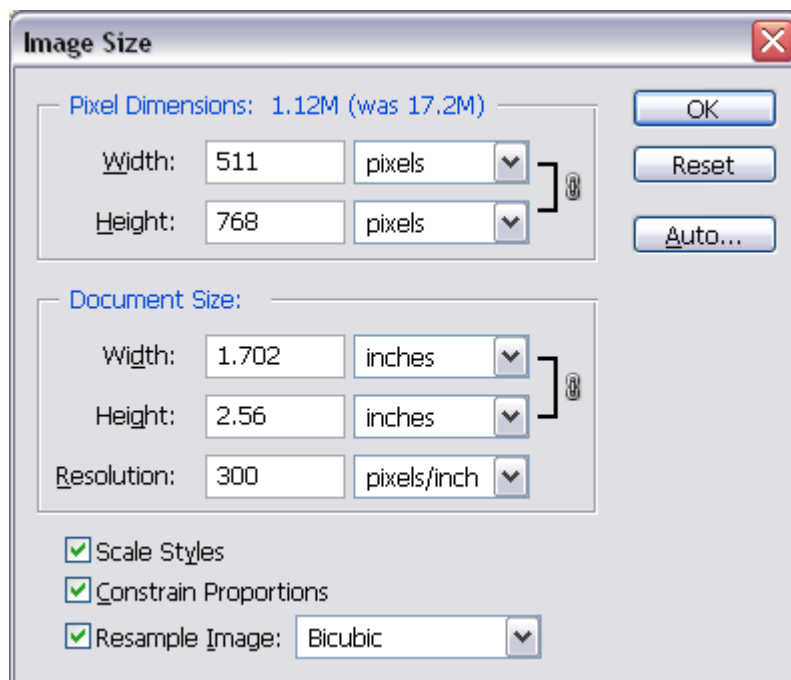
Always work on a copy of the original image as changes made are irreversible. Prepare the image as required i.e. cropping, levels, colour correction etc. For projection, the image will need to be resized. The examples given below are for Photoshop other software will differ in approach but should still allow you to resize an image.



For **landscape** format images, resize the image to a max width of 1024 pixels as shown below.



For **portrait** format images, resize the image to a max height of 768 pixels.



The resulting file in high quality JPEG format should be in the region of 400 to 700kb.

Image File Naming

Completed image files should be renamed to contain your initials, therefore, name your completed images in the following format.

BB Winter Wonderland (where your initials are BB)
BB Bird in Flight
etc.

Submission of Images

Digital images can be submitted by email or on CD or USB memory stick and must be clearly labelled with the entrant's name and sent or handed to Geoff Eldridge.

30th September 2007